



# Cherry Blossom Needlecraft Three Christmas Greetings Cards


Copyright © 2005



Design 1



Design 2



Design 3

Key:

- DMC: 746
- DMC: 3822
- ↑ DMC: 3852
- ▲ DMC: 814
- ▽ DMC: 816
- × DMC: 321
- ⊕ DMC: 666

Instructions:

Fabric required: 12 x 12cm 14count Antique White Aida.

Follow the symbols on the key for the colours of threads for each design.

All cross stitch is worked using 2 strands of thread.

To complete each design, cut the fabric 10 squares from the edge of the stitching. Fray 5 rows of squares on all sides.

Mount on a blank greeting card measuring 10 x 10cm.

You could also make a lovely bookmark by stitching all three designs in a row on one piece of fabric!